

mini multifunctional Dock Fender




5 in 1



Guidance

How to convert the Mini Dock Fender

Outside corner



Cut only along the marking.




Result after cutting.



Converted into corner-fender.

Inside corner



Cut along the centre-marking.




Result after cutting.



Converted into open corner-fender.

Cut in two (For vertical use)



Cut along the centre-marking.



Result after cutting.



Converted into two vertical fenders.